


Relays / Sockets



INDUSTRIAL RELAYS

Series C




TYPE:		C1	C4
CONTACTS	Number of poles	1-2-3	2-3
	Contact configuration	CO	CO
	Power rating AC 1	2500 VA	2500 VA
	Rated current	10 A	10 A
	Max instantaneous current	20 A	20 A
	Rated voltage	250 V AC	250 V AC
	Max switched voltage	400 V AC	400 V AC
	Standard material	Ag-Ni	Ag-Ni
COIL	Voltage range { AC DC	6-12-24-48-115-230 V 6-12-24-48-60-110 V	
	Power consumption { AC DC	2,2 VA 1,3 W	2,4 VA 1,4 W
	Operating range	- 20 ÷ +10% Vn	- 20 ÷ +10% Vn
CHARACTERISTICS	Enclosure classification	IP 40	IP 40
	Dimensions (mm)	35,5 x 35,5 x 42 h	35 x 31 x 54 h
	Connections	0.187 FASTON or printed circuit	8/11 PIN
	Mounting details	plug-in, push-on or direct to PCB	plug-in to socket
	Life expectancy-mechanical	10 ⁷ operations	2 · 10 ⁷ ops.
	Life expectancy-electrical	2 · 10 ⁵ operations	3 · 10 ⁵ ops.
	Switching frequency (ops/hr) { at no load at rated load	30000 1800	30000 1800
	Proof voltage { coil-contacts adjacent contacts open contacts	2000 V 2000 V 1500 V	2000 V 2000 V 1000 V
	Insulation group	1° Gr. C 250	1° Gr. C 250
	Temperature range	- 10 ÷ +55 °C	- 10 ÷ +60 °C
Options available		Fixing bracket	
APPROVALS (depending upon types)		CE RU cRU	CE (Y) RU SP

Series D

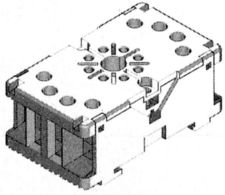
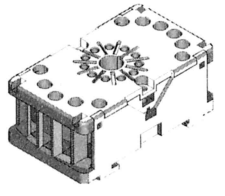


Series E


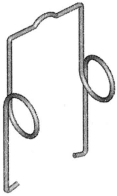


Series D		Series E		
D2	D4	E31 - E51	E52	E61
2	4	1	2	1
CO	CO	CO	CO	CO
2500 VA	1250 VA	2500 VA	1250 VA	4000 VA
10 A	5 A	10 A	5 A	16 A
20 A	10 A	15 A	7 A	25 A
250 V AC	250 V AC	250 V AC	250 V AC	250 V AC
400 V AC	400 V AC	400 V AC	400 V AC	400 V AC
Ag-CdO	Ag-Ni	Ag-CdO	Ag-CdO	Ag-CdO
6-12-24-48-110-230 V 6-12-24-48-60-110 V			6-12-24-48-110-230 V 6-12-24-48-60-110 V	
1,5 VA 0,9 W			1,6 VA 0,65 W	
- 20 ÷ +10% Vn			AC= - 20 ÷ +10% Vn DC= - 15 ÷ +35% Vn	
IP 40			IP 40	
21,1 x 27,5 x 32,9 h			12,5 x 29,4 x 25,2 h	
solder lugs (PLUG-IN) or printed circuit			printed circuit	
plug-in or direct to printed circuit board			direct to printed circuit board or via socket	
10 ⁷ operations			5 · 10 ⁷ operations	
10 ⁶ operations			3 · 10 ⁶ operations	
18000 1200			18000 3600	
2000 V 2000 V 1000 V			5000 V 4000 V 1000 V	
1° Gr. B 250			1° Gr. C 250	
- 25 ÷ +55 °C			- 40 ÷ +70	
Flange mounting - LED indicator Protection Diode - Grounding Bolt			NO contacts - IP67 sealed type	
   			   	

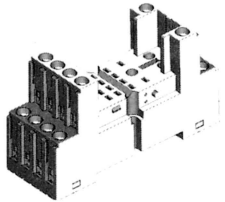
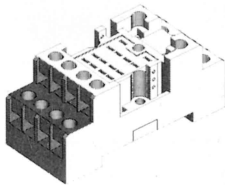
RELAY SOCKETS WITH SCREW TERMINALS for relays with 8-11 pins


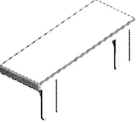

	Description			Color	Types	Weight Kg.
	8 pole 10 pcs per carton	10A	400V	Black	ES 8	0,630
	11 pole 10 pcs per carton	10A	400V	Black	ES 11	0,650

Accessories

	Writing plate for ES8 ES11 (100 pcs per carton) Thermoplastic material			White	T	0,15
	Spring for relay securing (100 pcs per carton) X CR NI Steel for "C" type relay				MH1	0,08
10 pcs per carton						

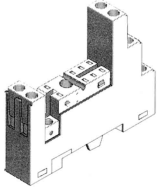
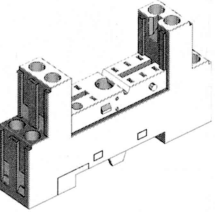
RELAY SOCKETS WITH SCREW TERMINALS for miniature relays with 4-3-2 pole

	Description			Color	Types	Weight Kg.
	4 pole	12A	300V	Black	ES 15/4N	0,665
	3 pole	12A	300V	Black	ES 15/3N	0,620
	2 pole	12A	300V	Black	ES 15/2N	0,550
	4 pole	10A	300V	Black	ES 15/4	0,520
10 pcs per carton						


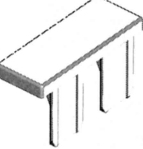
Accessories				
Description		Color	Types	Weight Kg.
	Spring for relay securing and releasing for ES15/4-3-2/N - ES15/4 Thermoplastic material	Black	MS35	0,040
	Plate for ES15/4/3/2N	White	TR1	0,005
	Spring for relay securing X CR NI Steel for "D" type relay		MH0	0,005

10 pcs per carton

RELAY SOCKETS WITH SCREW TERMINALS for PCB relays


Description		Color	Types	Weight Kg.
	2 pole "Safety" isolation among coil contacts and contact-contacts Pinning 3,5 mm.	12A 300V Black	ES 50/3	0,940
	2 pole Pinning 5 mm.	12A 300V Black	ES 50	0,720
	1 pole Pinning 3,5 mm.	12A 300V Black	ES 35	0,720
	1 pole Pinning 3,2 mm.	12A 300V Black	ES 32	0,720
	1 pole Pinning 2,5 mm.	12A 300V Black	ES 25	0,720

20 pcs per carton

Accessories				
	Spring for relay securing and releasing Thermoplastic material	h = relay height 12 mm.	Black	MS12
		h = relay height 15-16,5 mm.	Black	MS16
		h = relay height 25-25,5 mm.	Black	MS25
	Plate	White	TR	0,010



20 pcs per carton

RELAY SOCKETS WITH SCREW TERMINALS for PCB relays

	Description			Color	Types	Weight Kg.
	2 pole Relay pinning 5 mm.	12A	300V	Black	EC50	0,395
	1 pole Relay pinning 3,5 mm.	12A	300V	Black	EC35	0,355
	1 pole Relay pinning 3,2 mm.	12A	300V	Black	EC32	0,355
	1 pole Relay pinning 5 mm.	12A	300V	Black	EC5	0,365
	1 pole Relay pinning 2,5 mm.	12A	300V	Black	EC25	0,355

100 pcs per carton

Accessories

	Spring for relay securing Thermoplastic material	h = relay height 12 mm.	Black	MP12-2	
		h = relay height 15-16,5 mm.	Black	MP16-2	
		h = relay height 25-25,5 mm.	Black	MP25-2	
	Spring for relay securing X CR NI steel	h = relay height 12 mm.		MH12-2	
		h = relay height 15-16,5 mm.		MH16-2	
		h = relay height 25-25,5 mm.		MH25-2	

100 pcs per carton