



Heavy Duty Freestanding Enclosures - Wall-mounted Enclosures - Consoles



The modern production context together with a more and more complex and competitive service market require of Tecnomatic corp. a performance level inspired by Quality, Functionality, Safety and Innovation, which can guarantee reliability, service, customer satisfaction. In order to achieve these aims, Tecnomatic corp. takes an integrated approach to Quality, Functionality, Safety and Innovation.



Classification Mark for Canada and United States

FILE N° E 238294

CABINETS FREE-STANDING ENCLOSURES

- 3** "KM" - "KQ":
Monobloc cabinets with solid/PVC door
- 5** "TSR" - "TSR/V":
Modular cabinets with solid/PVC door
- 7** "TFR":
Closed sides cabinets with solid/PVC door
"QO":
Closed sides horizontal cabinets

COMPUTER CABINETS CONSOLES

- 9** "LAN":
Cabinet for computers
- 11** "7000": Cabinets for racks 19"
"LM": New one-piece console
- 13** "LV" - "LVE" - "LVD93":
Modular consoles

WALL MOUNTED ENCLOSURES

- 15** "2800":
Wall mounted boxes
- 17** "2830":
Wall mounted boxes with PVC door
- 19** "ES": Junction boxes
"D01": Boxes 400 mm deep

PENDANT SYSTEM

- 21** "DPH" - "DCF":
Control boxes

STAINLESS STEEL

- 23** "2800/ss":
Wall mounted boxes
- 25** "TSR" - "TFR" - "LV" - "LVE" - "LVD93" - "LAN":
Modular/closed sides cabinets and consoles

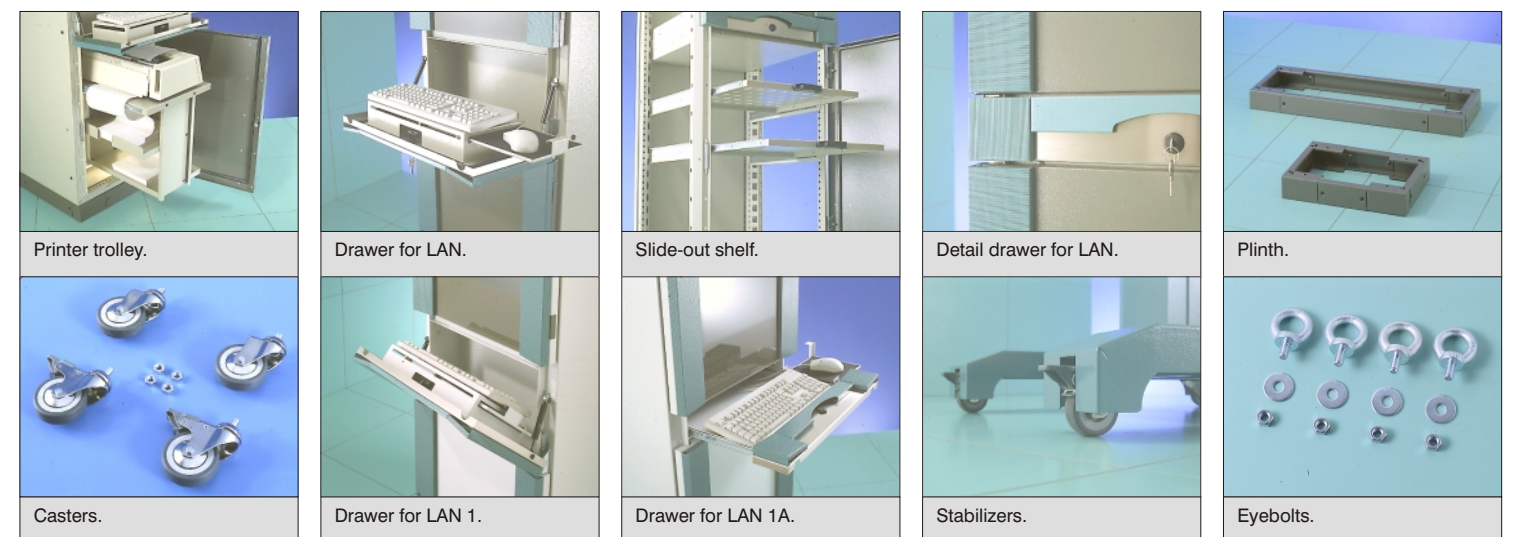
ACCESSORIES

- 27** "ACCESSORIES":
Plinths
Side Walls-Plates
Internal / External Accessories
Locks, Bolts, Nuts
Heating

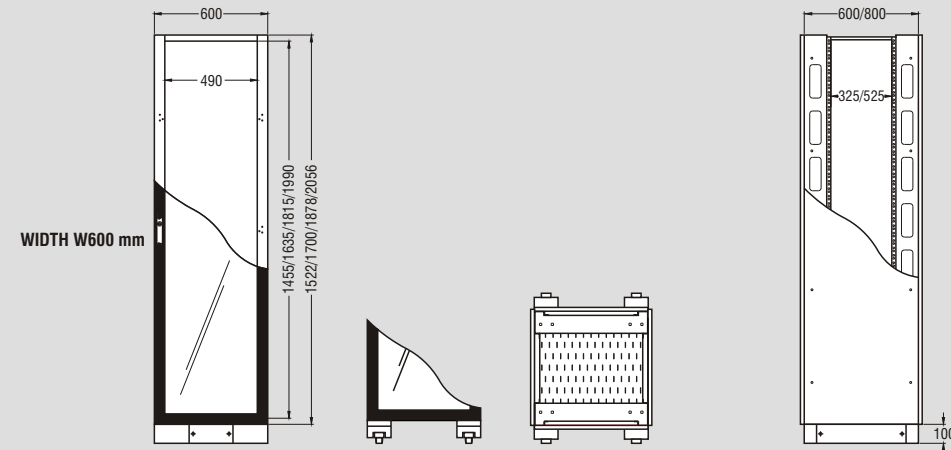
"TSR"-LAN CABINETS: for computer applications. IP 55. Nema 12



Code	Description	RAL-COLOUR	Height	Width	Depth
TSR-LAN	One door cabinet with drawer	7032/6033	1800	600	625
TSR-LAN A	One door cabinet with slide-out drawer	7032/6033	1800	600	625
TSR-LAN B	Two door cabinet - Central door 300+100	7032/6033	1800	600	625
TSR-603	Plinth	7009	100	600	600
TSR-LAN 1	One door cabinet with drawer	7035/6033	1600	600	625
TSR-LAN 1A	One door cabinet with slide-out drawer	7035/6033	1600	600	625
7007	Plinth	6033	100	600	600
7005	Stabilizer supports - Depth mm 600 (pair)	6033			
7009	Set 4 height-adjustable feet M10				
7010	Set 4 casters for stabilizer supports				
TSR-LAN 2	Top cabinet only	7035/6033	750	600	625
7080	Mounting foot H.900 with casters	6033			
ST 1	Extractable printer trolley	7032			
TSR 287	Extractable shelf	7032			

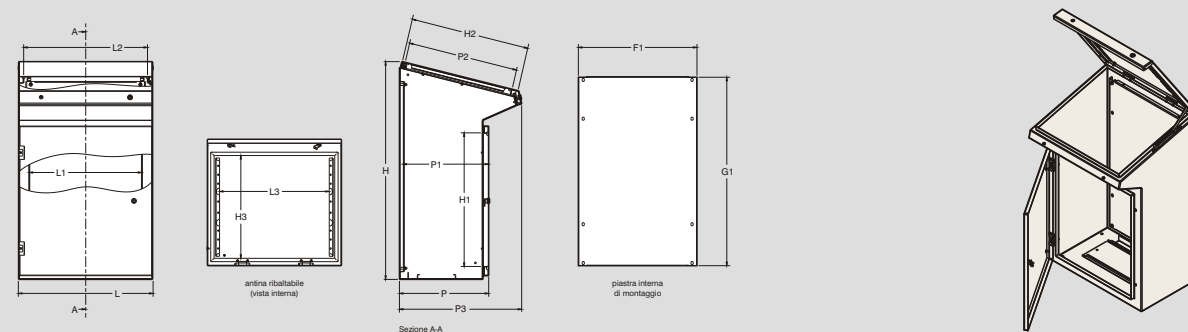


"7000": for racks 19". The frame codes (7001/7004) are supplied as single code because they can be assembled as OPEN TELEPHONE RACKS composed by a single frame or assembled in pairs with tops, bases, sides and doors. Paint: Epoxy Powder Coated Ral 7035/6033.



Code	Description	Height	Depth	Code	Description	Height	Depth
7001	Frame	32 HE		7015	Pair of side panels	32 HE	800
7002	Frame	36 HE		7016	Pair of side panels	36 HE	800
7003	Frame	40 HE		7017	Pair of side panels	40 HE	800
7004	Frame	44 HE		7018	Pair of side panels	44 HE	800
7005	Castors		865	7019	Rear panel	32 HE	
7006	Castors		1065	7020	Rear panel	36 HE	
7007	Plinths	100	600	7021	Rear panel	40 HE	
7008	Plinths	100	800	7022	Rear panel	44 HE	
7009	Set 4 feet M10			7023	Trasparent doors	32 HE	
7010	Set of 4 castors			7024	Trasparent doors	36 HE	
7011	Pair of side panels	32 HE	600	7025	Trasparent doors	40 HE	
7012	Pair of side panels	36 HE	600	7026	Trasparent doors	44 HE	
7013	Pair of side panels	40 HE	600	7027	Base 600 X 600		
7014	Pair of side panels	44 HE	600	7028	Base 600 X 800		

"LM": One-piece console, structure completely welded.



Reversible front door. Lower removable cable entry plate. Internal mounting plate. Sold separately: plinth.

"LM" 400 mm (16") deep

L= in - mm	24 - 600	32 - 800	40 - 1000	48 - 1200							
H= in - mm	38.6 - 980	38.6 - 980	38.6 - 980	38.6 - 980							
P= in - mm	16 - 400	16 - 400	16 - 400	16 - 400							
Codice LM	6014	8014	1014	1214							
F1= in - mm	20.86 - 530	28.74 - 730	36.61 - 930	44.48 - 1130							
G1= in - mm	33.46 - 850	33.46 - 850	33.46 - 850	33.46 - 850							
H1= in - mm	24 - 600	24 - 600	24 - 600	24 - 600							
H2= in - mm	20.86 - 530	20.86 - 530	20.86 - 530	20.86 - 530							
H3= in - mm	18.11 - 460	18.11 - 460	18.11 - 460	18.11 - 460							
L1= in - mm	20 - 500	28 - 700	36 - 900	44 - 1100							
L2= in - mm	22 - 550	30 - 750	38 - 950	46 - 1150							
L3= in - mm	19.1 - 485	26.96 - 685	34.84 - 885	47.71 - 1085							
P1= in - mm	14.76 - 375	14.76 - 375	14.76 - 375	14.76 - 375							
P2= in - mm	18.50 - 470	18.50 - 470	18.50 - 470	18.50 - 470							
P3= in - mm	22 - 550	22 - 550	22 - 550	22 - 550							
Doors	1	1	1	2							
Weight (Kg)	40	51	61	72							

