





Contactors and Thermal Overloads



THREE POLE CONTACTORS



TYPE NO.	C-09D10 C-09D01	C-12D10 C-12D01	C-18D10 C-18D01	C-25D10 C-25D01	C-32D10 C-32D01	C-40D11 3 Power Contacts	C-50D11 3 Power Contacts	C-65D11 3 Power Contacts	C-80D11 3 Power Contacts	C-95D11 3 Power Contacts
Nema size:	00	0		1		2	2		3	3
Rated insulation voltage (V)	660	660	660	660	660	660	660	660	660	660
Rated thermal current ITH (A)	25	25	32	40	50	60	80	80	125	125
Rated current for AC3 duty up to U 440 (A)	9	12	18	25	35	45	60	70	80	90
Maximum power rating in category AC3										
a/at 220V KW (HP)	2.2 (3)	3.0 (4)	4.0 (5.5)	5.5 (7.5)	7.5 (10)	11 (15)	15 (20)	18.5 (25)	22 (30)	26 (35)
a/at 380V KW (HP)	4.0 (5.5)	5.5 (7.5)	7.5 (10)	11 (15)	15 (20)	18.5 (25)	22 (30)	30 (40)	37 (50)	40 (55)
a/at 415V KW (HP)	4.0 (5.5)	5.5 (7.5)	9.0 (12.5)	11 (15)	15 (20)	20 (30)	25 (35)	33 (45)	45 (60)	47 (65)
a/at 440V KW (HP)	4.0 (5.5)	5.5 (7.5)	9.0 (12.5)	11 (15)	15 (20)	20 (30)	25 (35)	33 (45)	45 (60)	47 (65)
a/at 500V KW (HP)	5.5 (7.5)	7.5 (10)	10 (15)	15 (20)	18.5 (25)	22 (30)	30 (40)	37 (50)	55 (75)	58 (80)
Auxiliary contacts	1 NO 1 NC	1 NO 1 NC	1 NO 1 NC	1 NO 1 NC	1 NO 1 NC	1 NO + 1 NC	1 NO + 1 NC	1 NO + 1 NC	1 NO + 1 NC	1 NO + 1 NC

CONTROL CIRCUIT CHARACTERISTICS

TYPE NO.	C-09D10 C-09D01	C-12D10 C-12D01	C-18D10 C-18D01	C-25D10 C-25D01	C-32D10 C-32D01	C-40D11 3 Power Contacts	C-50D11 3 Power Contacts	C-65D11 3 Power Contacts	C-80D11 3 Power Contacts	C-95D11 3 Power Contacts
Operation voltage										
V pick up (%)	80	75	75	75	75	80	80	80	80	80
V drop out (%)	55	55	55	55	60	60	60	60	60	60
Average consumption AC supply										
Inrush (VA)	70	70	80	100	110	200	200	200	200	200
Sealed (VA)	8	8	8	11	11	20	20	20	20	20
Loss (W)	4	4	4	4.5	4.5	6	6	6	6	6
Average operating time at nominal voltage Un										
Closing M. sec.	11-21	11-21	11-21	15-24	15-24	20-26	20-26	20-26	20-26	20-26
Opening M. sec.	4-12	4-12	4-12	5-19	5-19	8-12	8-12	8-12	8-12	8-12
Mechanical Electric life	10 x 10 ⁶ 1 x 10 ⁶	10 x 10 ⁶ 1 x 10 ⁶	10 x 10 ⁶ 1 x 10 ⁶	10 x 10 ⁶ 1 x 10 ⁶	10 x 10 ⁶ 1 x 10 ⁶	10 x 10 ⁶ 1 x 10 ⁶	10 x 10 ⁶ 1 x 10 ⁶	10 x 10 ⁶ 1 x 10 ⁶	10 x 10 ⁶ 1 x 10 ⁶	10 x 10 ⁶ 1 x 10 ⁶
Maximum frequency ops/h.	3600	3600	3600	3600	3600	3600	3600	3600	3600	3600
Auxiliary contacts										
Rated voltage (V)	660	660	660	660	660	660	660	660	660	660
Thermal current (A)	10	10	10	10	10	10	10	10	10	10

THREE-POLE THERMAL OVERLOAD RELAYS AUTOMATIC OR MANUAL SETTING



TYPE	SETTING RANGE	CONTROL POWER (KW)					FOR CONTACTOR
TRDT-09	0.6 ~ 1					0.55	C-09 to C-32
TRDT-09	1 ~ 1.6		0.37		0.55	0.7 ~ 1.1	C-09 to C-32
TRDT-09	1.6 ~ 2.5	0.37	0.55 ~ 0.75	1.1	0.7 ~ 1.1	1.5	C-09 to C-32
TRDT-09	2.5 ~ 4	0.55 ~ 0.75	1.1 ~ 1.5	1.5	1.5	2.2 ~ 3	C-09 to C-32
TRDT-09	4 ~ 6	1.1	2.2	2.2	2.2	4	C-09 to C-32
TRDT-09	5.5 ~ 8	1.5	3	3 ~ 3.7	3 ~ 3.7	5.5	C-09 to C-32
TRDT-09	7 ~ 10	2.2	4	4	4	7.5	C-09 to C-32
TRDT-12	10 ~ 13	3	5.5	5.5	5.5	10	C-09 to C-32
TRDT-16	13 ~ 18	4	7.5	9	9	15	C-09 to C-32
TRDT-25	18 ~ 25	5.5	11	11	11	18.5	C-09 to C-32
TRDT-40	23 ~ 32	7.5	15	15	15	22	C40, C50, C65
TRDT-40	30 ~ 40	10	18.5	22	22	30	C40, C50, C65
*TRD-63	38 ~ 50	11	22	25	25	37	C40, C50, C65
*TRD-63/1	48 ~ 57	15	25	30	30	45	C40, C50, C65
*TRD-63/2	57 ~ 66	18.5	30	37	37	55	C40, C50, C65
*TRD-80	63 ~ 80	22	33 ~ 37	40 ~ 45	40 ~ 45	59 ~ 63	C80-C95


*Available only with manual setting

ACCESSORIES

AUX CONTACT BLOCKS



CA1-D11
CA1-D20



CA1-D22
CA1-D40

TYPE NO.	CONTACTS	TYPE NO.	CONTACTS
CA1-D11	1NO + 1NC	CA1-D13	1NO + 3NC
CA1-D20	2NO	CA1-D31	3NO + 1NC
CA1-D02	2NC	CA1-D40	4NO
CA1-D22	2NO + 2NC	CA1-D04	4NC

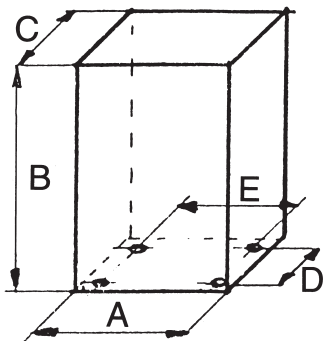


PNEUMATIC TIME BLOCK

CA2-D2X
CA3-D2X

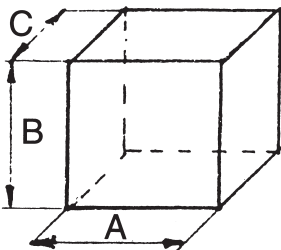
TYPE NO.	ON DELAY	TYPE NO.	OFF DELAY
CA2-D20	0.1 - 3 SEC.	CA3-D20	0.1 - 2 SEC.
CA2-D22	0.1 - 30 SEC.	CA3-D22	0.1 - 30 SEC.
CA2-D24	10 - 180 SEC.	CA3-D24	10 - 180 SEC.

CONTACTORS-OVERALL DIMENSIONS AND DRILLING TEMPLATES



TYPE - DIMENSION	A	B	C	D	E
C - 09D	44	79	71	48 : 60	34
C - 12D	44	79	71	48 : 60	34
C - 18D	45	84	71	48 : 60	34
C - 25D	56	94	81	48 : 60	40
C - 32D	56	99	81	48 : 60	40
C - 40D	75	112	126	100 : 110	40
C - 50D	75	112	126	100 : 110	40
C - 65D	75	112	126	100 : 110	40
C - 80D	85	121	126	100 : 110	40
C - 95D	85	121	126	100 : 110	40

ACCESSORIES - OVERALL DIMENSIONS



TYPE - DIMENSION	A	B	C
CA1 - D11 : D02	24,5	33	47
CA1 - D22 : D04	44	33	47

COILS

CL - 01	COIL FOR CONTACTOR C 09-D / C 12-D / C 18-D
CL - 02	COIL FOR CONTACTOR C 25-D / C 32-D
CL - 03	COIL FOR CONTACTOR C 40-D / C 50-D / C 65-D / C 80-D / C 95-D
DC COIL AVAILABLE UPON REQUEST	