


PLASTIC BOXES - WIRE DUCTS - DIN RAILS - CABLE TIES



PLASTIC BOXES



www.tecnomatic.com



TECHNICAL SPECIFICATIONS

- Material: ABS thermoplastic, heat resistant to 650°C, with rust and corrosion proof screws.

- Halogen free and RoHS compliant.

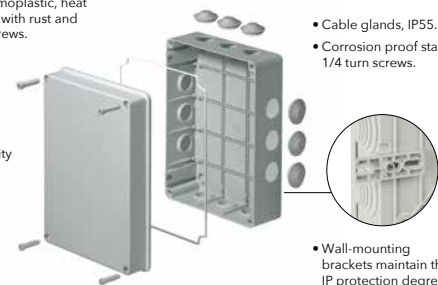
- Colour: Ral 7035 gray.

- Temperature: Dimensional stability between -25 to +70°C

- Impact resistance: up to 6J

- Ratings: IP56 or IP55 with cable glands.

- Snap-on hinges allows door to open 90 degrees.



- Cable glands, IP55.

- Corrosion proof stainless steel or plastic 1/4 turn screws.

- Wall-mounting brackets maintain the IP protection degree of the box.

- Metal mounting plates. Also available in insulating material.



- Premolded channels for easy mounting of din rails, breakers, terminal strips or mounting plates.



- Captive plastic screws.

PLASTIC BOXES



PLASTIC BOX WITH SNAP-ON COVER



Part Number	Internal dimensions mm (in)	Pcs/Carton
400 C1	∅ 65 x 35 (2.56 x 1.38)	120
400 C2	∅ 80 x 40 (3.15 x 1.57)	150
400 C3	80 x 80 x 40 (3.15 x 3.15 x 1.57)	160

PLASTIC BOX WITH SCREW-ON COVER



Part Number	Internal dimensions mm (in)	Pcs/Carton
410 C4	100 x 100 x 50 (3.94 x 3.94 x 1.97)	100
410 C4R	120 x 80 x 50 (4.7 x 3.1 x 1.97)	100
410 C5	150 x 110 x 70 (5.91 x 4.33 x 2.75)	42
410 C6	190 x 140 x 70 (7.48 x 5.51 x 2.75)	24
410 C7*	240 x 190 x 90 (9.45 x 7.48 x 3.54)	16
410 C8*	300 x 220 x 120 (11.81 x 8.66 x 4.72)	6
410 C9*	380 x 300 x 120 (14.96 x 11.81 x 4.72)	4
410 C10*	460x380x120 (18.11 x 14.96 x 4.72)	4

- With nylon screws
- * With nylon screws and hinged cover

PLASTIC BOX WITH RAISED COVER



Part Number	Internal dimensions mm (in)	Pcs/Carton
430 C5	150 x 110 x 140 (5.91 x 4.33 x 5.51)	18
430 C6	190 x 140 x 140 (7.48 x 5.51 x 5.51)	16
430 C7*	240 x 190 x 160 (9.45 x 7.48 x 6.30)	8
430 C8*	300 x 220 x 180 (11.81 x 8.66 x 7.09)	4
430 C9*	380 x 300 x 180 (14.96 x 11.81 x 7.09)	3

- With nylon screws
- * With nylon screws and hinged cover

MOUNTING PLATE



Part Number	Internal dimensions mm (in)	Pcs/Carton
450 P6	190 x 140 (7.48x5.51)	30
450 P7	240 x 190 (9.45 x 7.48)	30
450 P8	300 x 220 (11.81 x 8.66)	20
450 P9	380 x 300 (14.96 x 11.81)	10
450 P10	460 x 380 (18.11 x 14.96)	10

PLASTIC BOX WITH STEPPED GLANDS



Part Number	Internal dimensions mm (in)	Pcs/Carton
400 C4	100 x 100 x 50 (3.94 x 3.94 x 1.97)	90
400 C4R	120 x 80 x 50 (4.7 x 3.1 x 1.97)	90
400 C5	150 x 110 x 70 (5.91 x 4.33 x 2.75)	45
400 C6	190 x 140 x 70 (7.48 x 5.51 x 2.75)	25
400 C7*	240 x 190 x 90 (9.45 x 7.48 x 3.54)	14
400 C8*	300 x 220 x 120 (11.81 x 8.66 x 4.72)	6
400 C9*	380 x 300 x 120 (14.96 x 11.81 x 4.72)	5
400 C10*	460 x 380 x 120 (18.11 x 14.96 x 4.72)	4

- With nylon screws
- * With nylon screws and hinged cover

PLASTIC BOX WITH TRANSPARENT COVER



Part Number	Internal dimensions mm (in)	Pcs/Carton
420 C5	150 x 110 x 70 (5.91 x 4.33 x 2.75)	42
420 C6	190 x 140 x 70 (7.48 x 5.51 x 2.75)	24
420 C7*	240 x 190 x 90 (9.45 x 7.48 x 3.54)	16
420 C8*	300 x 220 x 120 (11.81 x 8.66 x 4.72)	6
420 C9*	380 x 300 x 120 (14.96 x 11.81 x 4.72)	4
420 C10*	460 x 380 x 120 (18.11 x 14.96 x 4.72)	4

- With nylon screws
- * With nylon screws and hinged cover

PLASTIC BOX WITH RAISED TRANSPARENT COVER



Part Number	Internal dimensions mm (in)	Pcs/Carton
440 C5	150 x 110 x 140 (5.91 x 4.33 x 5.51)	18
440 C6	190 x 140 x 140 (7.48 x 5.51 x 5.51)	16
440 C7*	240 x 190 x 160 (9.45 x 7.48 x 6.30)	8
440 C8*	300 x 220 x 180 (11.81 x 8.66 x 7.09)	4
440 C9*	380 x 300 x 180 (14.96 x 11.81 x 7.09)	3

- With nylon screws
- * With nylon screws and hinged cover

DISTRIBUTION BOXES



TECHNICAL SPECIFICATIONS

- Material: ABS thermoplastic, heat resistant to 650°C, with rust and corrosion proof screws. Halogen free and RoHS compliant.

- Housing designed for Modular Components either 48 or 75mm deep.

- Colour: Ral 7035 gray with tinted polycarbonate door.

- Ratings: IP65.

- Easy to install terminal strips.

- Din rail, filler plastic plates, label and plastic caps are all included with each unit.

- Removable and reversible clear door.

- Blank labels included with each unit.

- Wall-mounting brackets maintain the IP protection degree of the box.



IP65 WALL MOUNTED DISTRIBUTION BOXES




Part Number	External dimensions mm (in)	N. of modules	Pcs/Carton
620 04	150 x 170 x 100 (5.91x6.69x3.94)	4	1/22
620 08	200 x 180 x 100 (7.87x7.09x3.94)	8	1/14
620 12	280 x 220 x 100 (11.02x8.66x3.94)	12	1/8
620 24	290 x 390 x 130 (11.42x15.35x5.12)	24 (2x12)	1/4
620 36	400 x 400 x 130 (15.75x15.75x5.12)	36 (2x18)	1/4
620 54	400 x 600 x 130 (15.75x23.62x5.12)	54 (3x18)	-/1
620 72	420 x 885 x 150 (16.54x34.84x5.91)	72 (4x18)	-/1
WITH TERMINAL STRIPS			
620 04E	150 x 170 x 100 (5.91x 6.69x3.94)	4	1/22
620 08E	200 x 180 x 100 (7.87x7.09x3.94)	8	1/14
620 12E	280 x 220 x 100 (11.02x8.66x3.94)	12	1/8
620 24E	290 x 390 x 130 (11.42x15.35x5.12)	24 (2x12)	1/4
620 36E	400 x 400 x 130 (15.75x15.75x5.12)	36 (2x18)	1/4
620 54E	400 x 600 x 130 (15.75x23.62x5.12)	54 (3x18)	-/1
620 72E	420 x 885 x 150 (16.54x34.84x5.91)	72 (4x18)	-/1

IP40 FLUSH MOUNTED DISTRIBUTION BOXES



Part Number	External dimensions mm (in)	N. of modules	Pcs/Carton
630 04	154 x 160 x 80 (6.06x6.3x3.15)	4	1/20
630 08	240 x 194 x 80 (9.45x7.64x3.15)	8	1/9
630 12	320 x 240 x 80 (12.6x9.45x3.15)	12	1/7
630 24	320 x 388 x 80 (12.6x15.28x3.15)	24 (2x12)	1/5
630 36	430 x 410 x 80 (16.3x16.14x3.15)	36 (2x18)	1/4
630 54	430 x 618 x 80 (16.3x24.33x3.15)	54 (3x18)	1
630 72	450 x 853 x 95 (17.72x33.59x3.74)	72 (4x18)	1
WITH TERMINAL STRIPS			
630 04E	154 x 160 x 80 (6.06x6.3x3.15)	4	1/20
630 08E	240 x 194 x 80 (9.45x7.64x3.15)	8	1/9
630 12E	320 x 240 x 80 (12.6x9.45x3.15)	12	1/7
630 24E	320 x 388 x 80 (12.6x15.28x3.15)	24 (2x12)	1/5
630 36E	430 x 410 x 80 (16.3x16.14x3.15)	36 (2x18)	1/4
630 54E	430 x 618 x 80 (16.3x24.33x3.15)	54 (3x18)	1
630 72E	450 x 853 x 95 (17.72x33.59x3.74)	72 (4x18)	1

Colours available: RAL 7035 gray - RAL 9001 white - Black



EC6212EQ

EC67018

EC890

EC52129

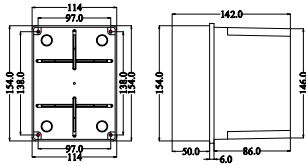
EC600TC

EC600SF

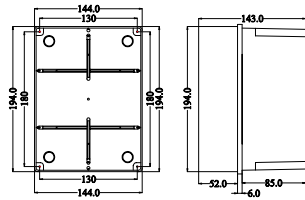
EC600SC



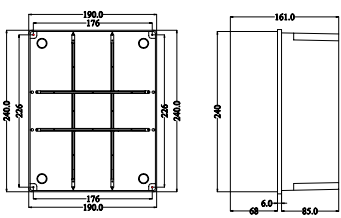
PLASTIC BOXES SERIES 430/440



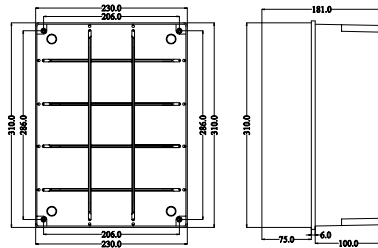
430/440 C5



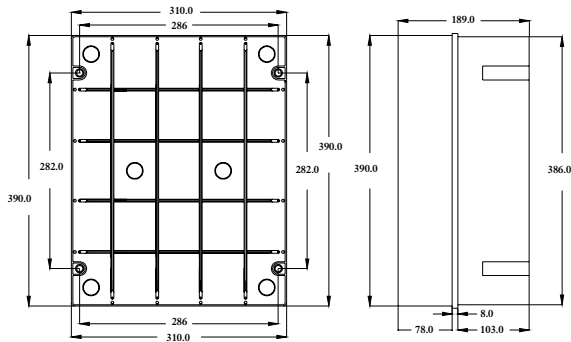
430/440 C6



430/440 C7

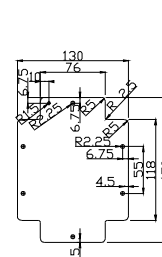


430/440 C8

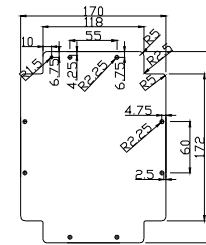


430/440 C9

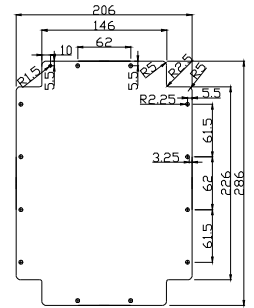
MOUNTING PLATE



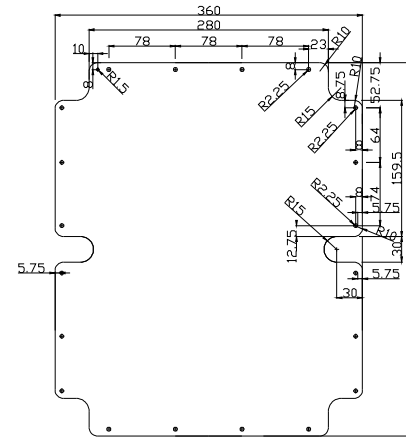
450 P6



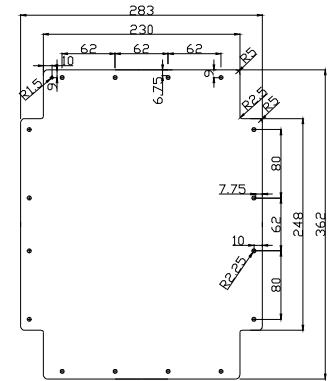
450 P7



450 P8



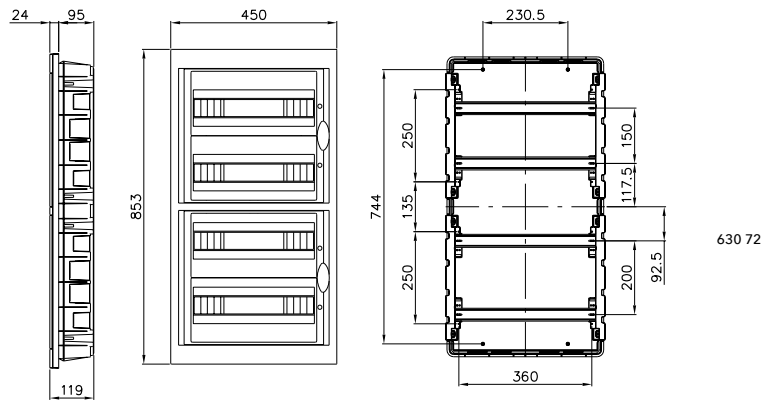
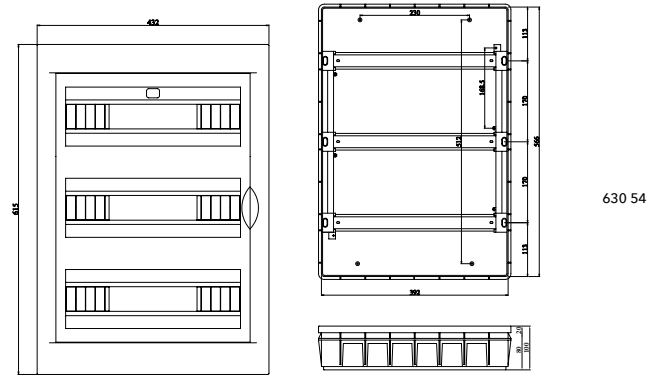
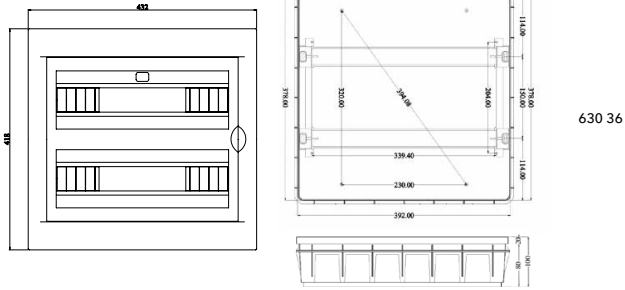
450 P10



450 P9

DIMENSIONS in mm (1 in=25.4mm)

DISTRIBUTION BOXES SERIES 630





TECNOMATIC CORP.

TECNOMATIC CORP
130 LENOX AVE, UNIT 6
STAMFORD, CT 06906
TEL 203-359-9036
FAX 203-967-9026
EFAX: 203-724-2075
www.tecnomatic.com